TYPICAL SECTION OF PROPOSED SYSTEM N.T.S.

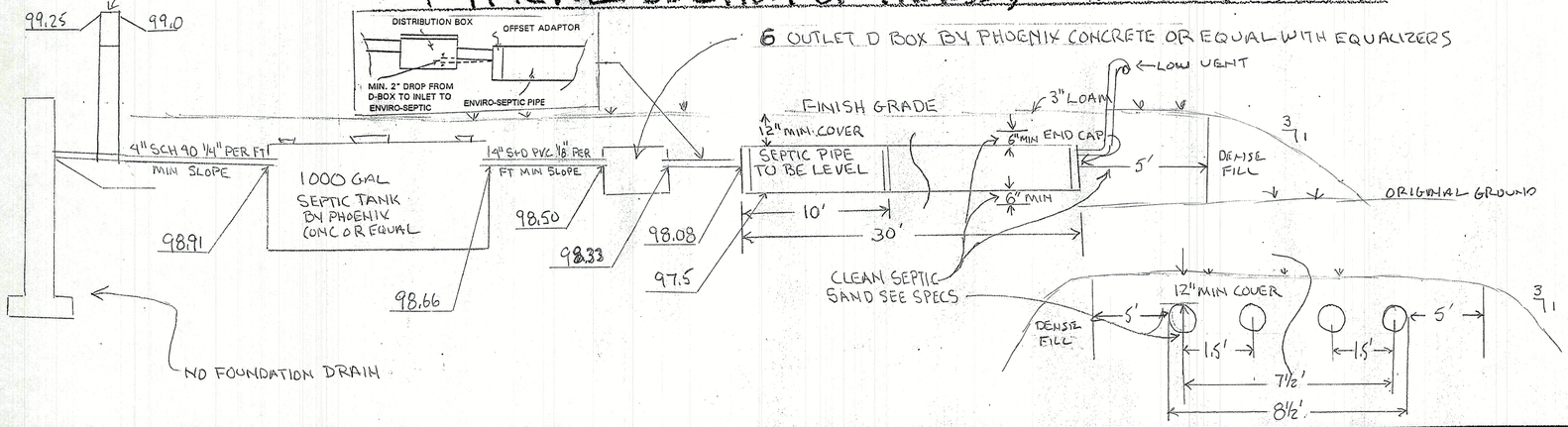

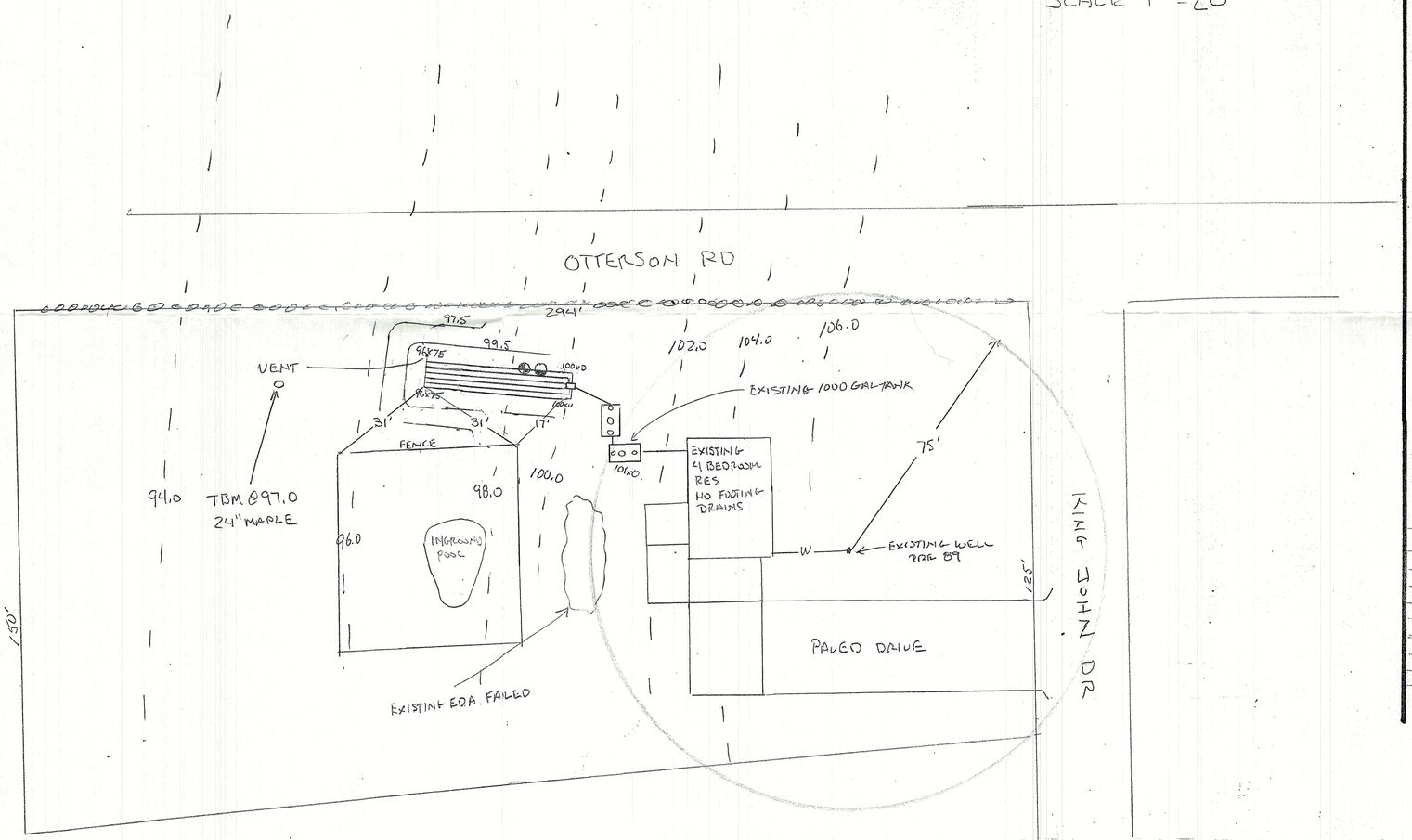

General Notes

1. The Contractor in the Prosecution of this Work Shall Adhere Strictly to These Plans and the Provisions Set Forth in the New Hampshire Department of Environmental Services Manual – "SUBDIVISION AND INDIVIDUAL SEWAGE DISPOSAL SYSTEM DESIGN RULES", January 1995 and Any More Current Updates of This Publication. Any Deviation From These Plans Shall Require Prior Approval From the Designer and N.H.D.E.S. Amended or Revised Plans May be Required.

2. COVER OVER PROPOSED SYSTEM:
   A. 12" Minimum Cover Shall Be Provided Over Outlet Pipe From House.
   B. If Finish Grade Over Septic Tank is Greater than 24" Provide Concrete Access (Blocks or Well Tile) Port with Steel Cover for Future Access to Tank Cover for Maintenance.
   C. Leachfield: Maximum Cover Over Chambers to be 18". Minimum Cover to be 6" with Average Cover Being 12". Finish Grade to be Sloped to Drain Off Top of Leachfield at minimum 1% slope.

3. Should the Contractor Determine that Existing Field Conditions are Other Than Shown on These Plans, He Shall NOT Commence Work But Shall Immediately Notify the Owner and Designer for Direction.

4. All Vegetation, Boulders, Organic and other Deleterious Material Shall Be Removed From the Existing Ground Surface Throughout the Leachfield Area including the 5 Foot Extension and Slope Embankments Prior to Placing Fill Material.

5. Any Future Replacement System, If Needed, Shall Be Located in the Same Area as This Design Unless Conditions at the Time of Replacement Dictate Otherwise.

6. The Contractor shall Take Extra Precautions in Preparing the Bed Area for Stone. The Exposed Original Ground Shall be Roto-Tilled Prior to the Placement of the Septic Stone to Interupt Any Smearing of the Soil/Stone Interface Area Caused By Construction Equipment.

7. Site is Not Located Within 250 Feet of the Shoreline of a Great Pond, Unless Otherwise Noted.

MATERIAL NOTES

1. Leach bedding:
   Clean double washed stone shall be free or irons, fines, dust and organic matter as laid (septic stones)-
2. Concrete Structures:
   Use hydraulic compound connections to provide water tighness at septic tank and distribution box inlets and outlets. Septic tank construction joint shall be sealed with non-shrink mordar.
3. Fill required to prepare the disposal area, including the ten foot fill extention should be medinum to coarse textured sand (0.5-1.0mm)- Unless specifically conditioned otherwise upon the approval, the "clay barrier" may be a blanket of heavy soil upon the fill perimeter.

S.C.S. 44C MONTAUK

DESIGN INTENT
BED BOTTOM IS TO BE 30"
BELOW EXISTING GROUND AT
HIGH CONTOUR 50% RULE USED

REASON FOR DESIGN

NO SURFACE WATER OR WETLANDS
100'± OF SYSTEM

SURVEY INFORMATION PROVIDED BY
OWNER TO BE USED FOR SEPTIC ONLY

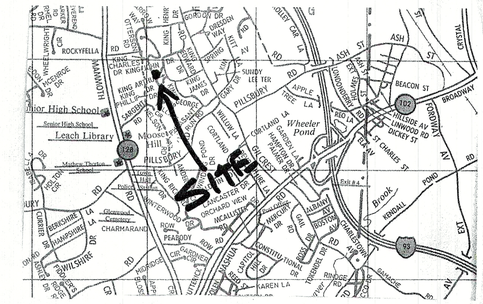

LOCATION MAP

TEST PIT

A 0-6	10YR 3/3 FSL MAS FRI
B 6-16	MIXED FILL
Ab 16-23	10YR 3/2 FSL MAS FRI
Bb 23-40	10YR 4/6 FSL MAS FRI
C 40-72	2.5Y 5/2 FLS MAS FRI

ESHWT @ 56"

PERC TEST @ 25" 6 MIN PER INCH

CALULATION'S

NUMBER OF BEDROOMS 4
DAILY FLOW VOLUME 600
TANK REQUIRED 1500
TANK PROVIDED 2000
SEPTIC PIPE REQ. ~~180~~ FT
PIPE PROVIDED *240 FT
* PER LONDONDERRY REGS.

CA2004067159

RECEIVED OCT 20 2004 By

REVIEWED AND APPROVED IN ACCORDANCE WITH THE REQUIREMENTS OF THE NH DEPT OF ENVIRONMENTAL SERVICES WATER DIVISION
Eric Thomas 10-22-04

ADVISE YOUR CONTRACTOR OF REQUIRED CHANGES IN PLANS AS INDICATED ON THIS CONDITIONAL APPROVAL

SEWAGE DISPOSAL SYSTEM

HANS LAASPERE
23 KING JOHN DR
LONDONDERRY N.H. 03053
MAP 9 BLOCK 69 LOT 11
BK 2533 PG. 1566

RECEIVED NOV 01 2004

LONDONDERRY BUILDING DEPT.
ALL CONSTRUCTION MUST BE DONE IN STRICT ACCORDANCE WITH THE APPROVED PLAN. ANY CHANGE MUST BE APPROVED BY THE PROPER LOCAL AUTHORITY PRIOR TO COMMENCEMENT OF WORK.
REVIEWED 10/18/04

INVERT'S



FELIX SEPTIC SERVICE
40 WINTER ST
MANCHESTER NH 03102
603-623-7907

DESIGNER
BERNARD F. LYNCH

NEW HAMPSHIRE Designer Subsurface Disposal System Bernard Lynch No. 1282 Department of Environmental Services